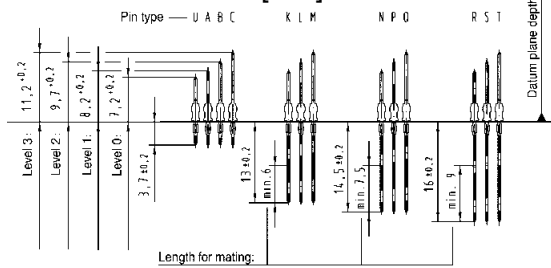


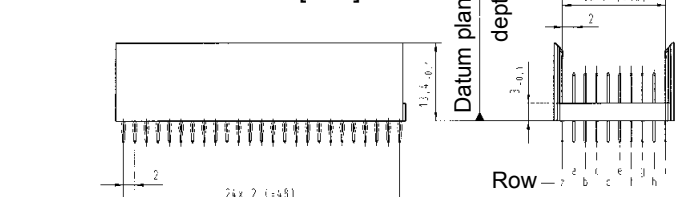
Male connectors, straight

Identification	Number of contacts	Contact length [mm] mating side	termination side	Part number	Contact configuration
Type E	200	8.2	3.7	17 12 200 1201 <b>17 12 200 2201</b>	
Type E	250	8.2/ 11.2	3.7	17 12 250 1201 <b>17 12 250 2201</b>	
Type E	250	9.7/ 11.2	14.5/ 16.0	17 12 250 1001 <b>17 12 250 2001</b>	

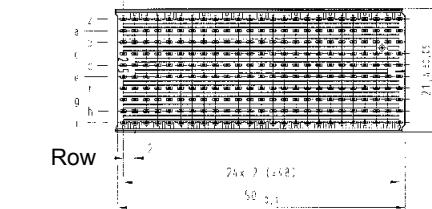
Contact dimensions [mm]



Connector dimensions [mm]



Position



Board drillings

