

The **harlink**® connector system of HARTING complies with the requirements of IEC 61076-4-107 and is a compact and robust pcb-to-cable interface with excellent data transmission properties for high-speed networking and telecommunications.

All dimensions of the **harlink**® connector are in accordance with IEC 917 and IEEE P 1301 requirements, which allows for easy implementation into both metric and inch-based systems. In addition, **harlink**® supports hot plugging as required by modern bus systems such as CompactPCI, S-bus and VME.

harlink® allows data transmission up to 2 Gbit/s per pair and is therefore perfectly suited for modern transmission protocols such as Low Voltage Differential Signals (see Fig. 1). The design of the **harlink**® connector allows differential pairs to be placed horizontally (parallel to the pcb), thus reducing the skew at high frequencies and considering high signal integrity.

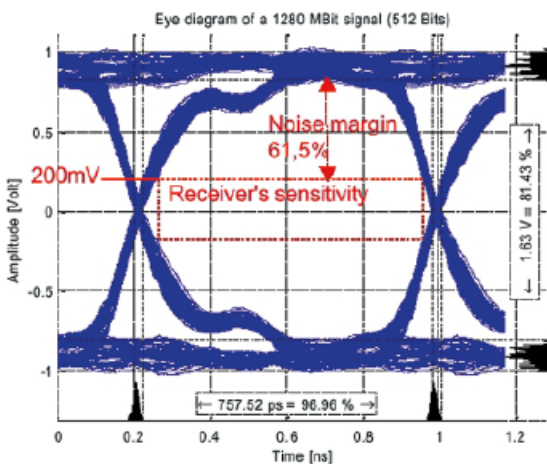


Fig. 1: Eye diagram of a 1280 MBit signal (512 Bits)

The metal shells of the **harlink**® connector are a guarantee for its superior performance in the EMI-polluted environment (see Fig. 2).



Fig. 2: 360° screened-can construction with locking levers

To reach a screening attenuation of more than 50 dB up to 1 GHz, HARTING offers brackets covering each connector in conjunction with a gasket, which is compressed between the bracket and the front panel (see Fig. 3).

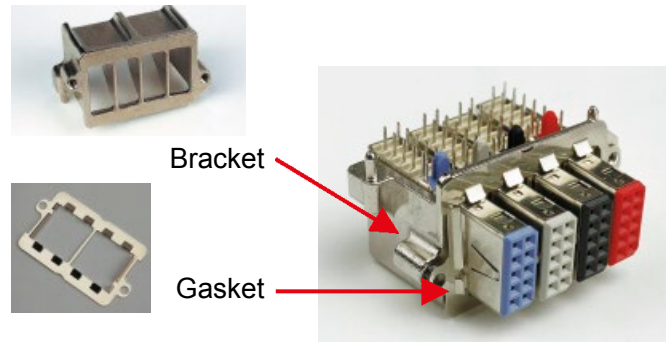


Fig. 3: 4 cavities bracket and gasket

Once plugged, the mated pair shows excellent mating safety. Due to the locking levers on both sides of the male connector, the connection withstands a pulling force of up to 80 N (see Fig. 2).

The high temperature resistant material of the **harlink**® female connector body supports the safe reflow soldering process. For easy identification of female modules, six different colours are available (see Fig. 4).




Fig. 4: Female modules

In addition to single connectors, HARTING provides cable assemblies with unshielded twisted pairs or with shielded twisted pairs for high speed applications such as IEEE 1355. A crimping tool range for terminating the male **harlink**® connectors is available.

harlink®