


Number of contacts

96, 64



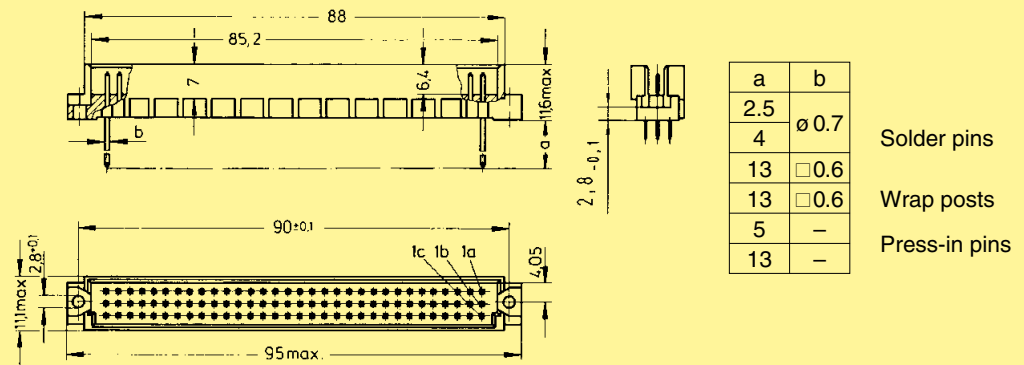
Male connectors

Identification

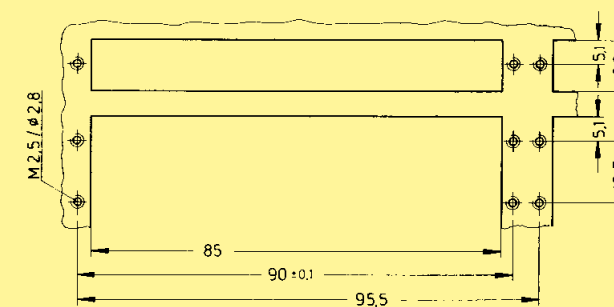
Drawing

Dimensions in mm


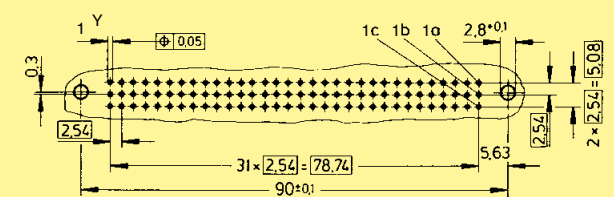
Dimensions



Panel cut out



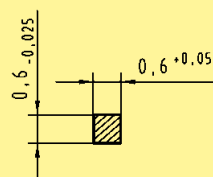
Board drillings
Mounting side



Contact arrangement
View from termination side

	Y
Solder	1 ± 0.1
Press-in	see recommendation page 00.25

Cross section of solder terminations



Cross area (A) of contacts row a, b, c: A = 0.35 - 0.39 mm²