


Number of contacts

32

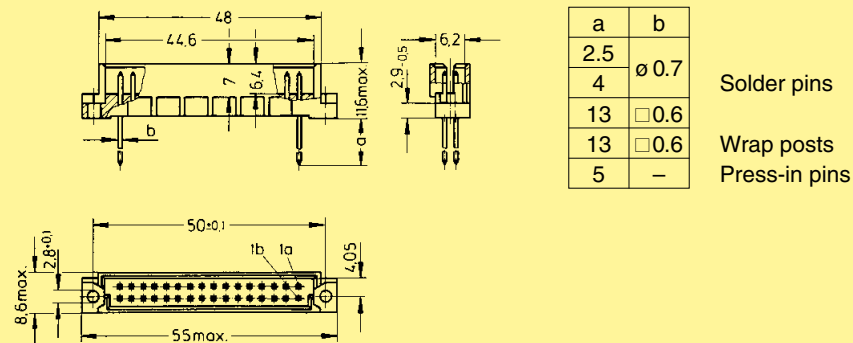


Male connectors

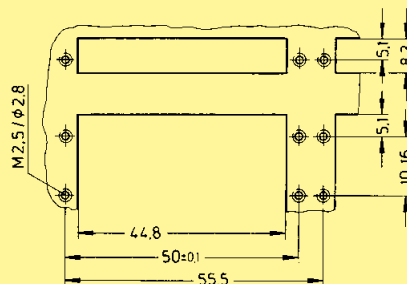
Identification	Number of contacts	Contact arrangement	Part No.	Performance levels according to IEC 60603-2. Explanation chapter 00		
				3	2	1
Male connector with solder pins 2.5 mm	32		09 27 132 7902 09 27 332 7902	09 27 132 6902	09 27 132 2903	
	32		09 27 132 7903	09 27 132 6903 09 27 132 6903 222 ^{f)}		
	32			09 27 132 6577		
Male connector with wrap posts ¹⁾ 13 mm	32		09 27 132 7907	09 27 132 6907		
Male connector with press-in pins 5.0 mm	32 30 + 2 [▲]			09 27 132 6904 09 27 132 6954		

DIN Signal up to 2 A

Dimensions



Panel cut out



Board drillings

Mounting side



Dimensions in mm

Other contact arrangements as well with lagging/leading pins on request
[▲] Male connectors with 2 leading contacts (0.8 mm) pos. a1 and a32/a16
¹⁾ To be used only for wire wrap termination
^{f)} Railway classification NFF 16-101, Smoke index: F1, Flammability class: I2