


Number of contacts

64



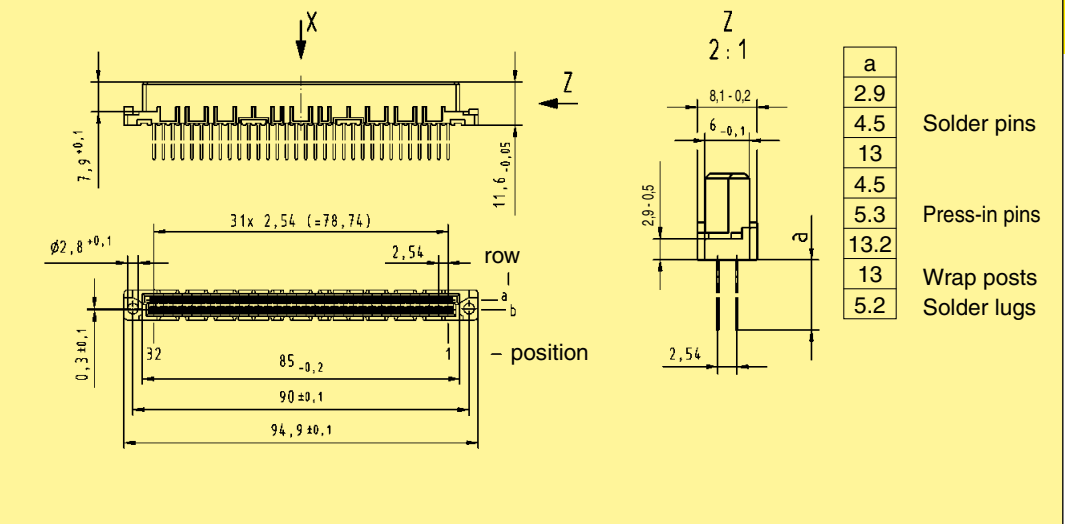
Female connectors

Identification

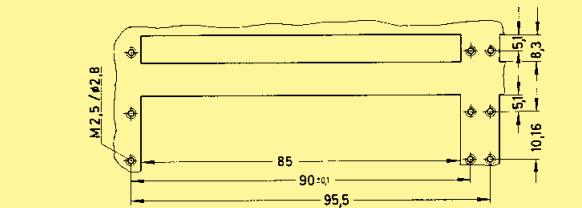
Drawing

Dimensions in mm

Dimensions

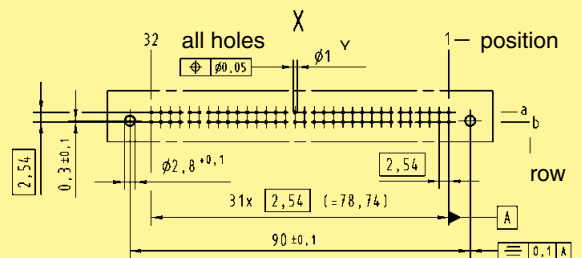


Panel cut out



Board drillings

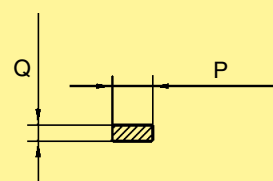
Mounting side



	Y
Solder	1 ± 0.1
Press-in	see recommendation page 00.25

Identification strips for female connectors with wrap posts 09 02 000 9939

Cross section of solder terminations



Cross area (A) of contacts

a	P	Q	A
2.9	0.75 _{-0.05}	0.30 _{±0.01}	0.20 - 0.23 mm ²
4.5	0.75 _{-0.05}	0.30 _{±0.01}	0.20 - 0.23 mm ²
13	0.60 _{-0.02}	0.60 _{-0.02}	0.33 - 0.38 mm ²

DIN Signal up to 2 A