


Number of contacts

32

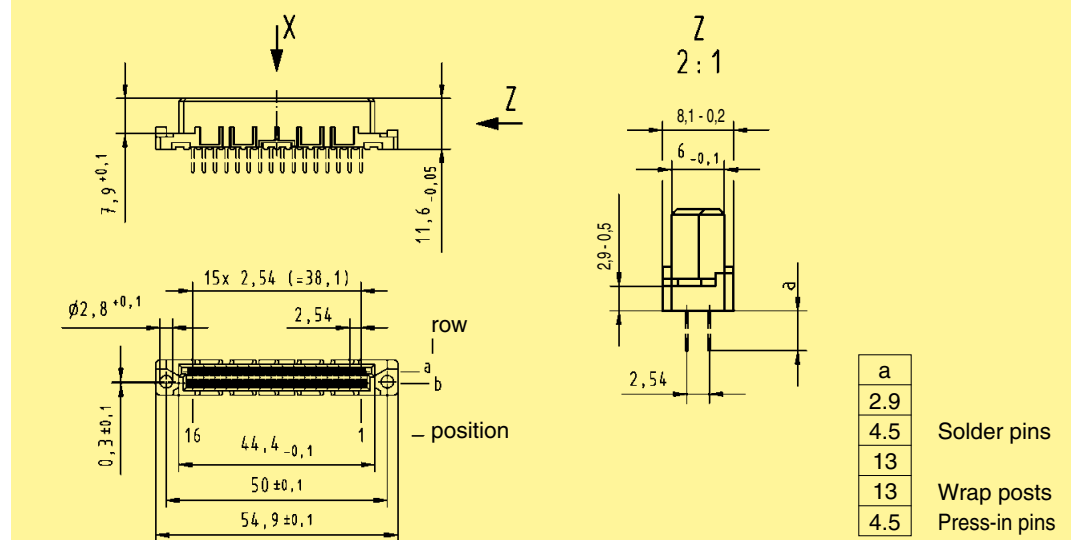


Female connectors

Identification	Number of contacts	Contact arrangement	Part No.	Performance levels according to IEC 60603-2. Explanation chapter 00		
				3	2	1
Female connector with solder pins	2.9 mm		Performance level 3 on request	09 22 232 6824	Performance level 1 on request	
	SMC	32		09 22 232 6824 222 ^{f)}		
		32		09 22 432 6824 ^{b)}		
	4.5 mm			09 22 232 6825		
SMC	32	09 22 232 6825 222 ^{f)}				
	32	09 22 432 6825 ^{b)}				
13 mm		09 22 232 6829 ^{d)}				
Female connector with wrap posts ¹⁾	13 mm		09 22 232 6421	09 22 232 6821		
Female connector with press-in pins	4.5 mm		09 22 232 6850			

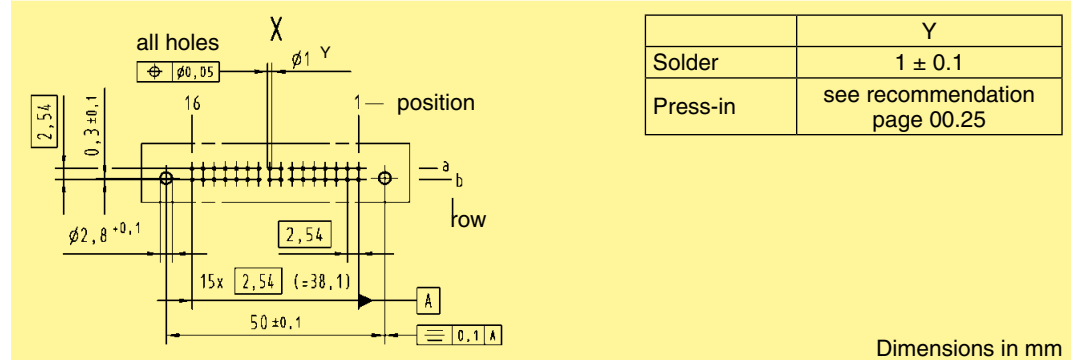
DIN Signal up to 2 A

Dimensions



Board drillings

Mounting side



Cross section of solder terminations

see page 01.13

Dimensions in mm

¹⁾ To be used only for wire wrap termination
^{b)} Connectors with snap-in clips see chapter 00
^{d)} CTI > 400

^{f)} Railway classification NFF 16-101, Smoke index: F1, Flammability class: I2
 Other contact arrangements on request