


Number of contacts

48

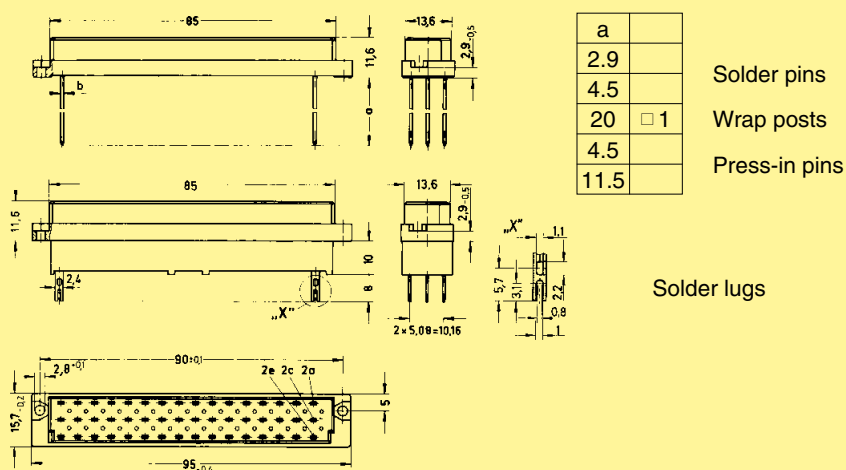


Female connectors

DIN Power up to 6 A

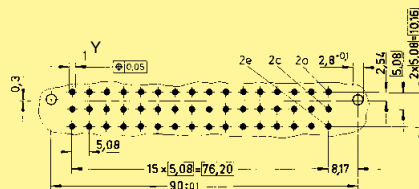
Identification	Number of contacts	Contact arrangement	Part No.	Performance levels according to IEC 60603-2. Explanation chapter 00	3	2	1
Female connector with solder pins 2.9 mm	48		09 05 248 7832		09 05 248 6832	09 05 248 2832	
4.5 mm	48				09 05 248 6831 09 05 348 6831 ^{b)} 09 05 748 6831 ^{c)} 09 05 848 6831 ^{b)c)}	09 05 248 2831 09 05 248 2831 222 ^{f)} 09 05 748 2831 ^{c)}	
Female connector with wrap posts 20 mm	48		09 05 248 7821		09 05 248 6821	09 05 248 2821	
Female connector with solder lugs	48		09 05 248 7823		09 05 248 6823	09 05 248 2823	
Female connector with press-in pins 4.5 mm	48					09 05 248 2854	
11.5 mm	48				09 05 248 6851* 09 05 248 6851 222 ^{*f)}	09 05 248 2851*	

Dimensions



Board drillings

Mounting side



	Y
Solder	1 ± 0.1
Press-in	see recommendation page 00.25

Dimensions in mm

* Wrap posts for interfacing selectively gold plated (performance level 2)
^{b)} Connectors with snap-in clips see chapter 00
^{c)} Connectors with coding see chapter 00

^{f)} Railway classification NFF 16-101, Smoke index: F1, Flammability class: I2