


Application 1

Female connector
09 05 248 6851



Backplane



Pin shroud
09 05 000 9912



Fixing brackets
09 03 000 9921



Shell housing C
09 05 048 0501



Female connector
with crimp contacts
09 05 048 3202


Locking lever
left 09 02 000 9902
right 09 02 000 9903

Application 2

Female connector
09 05 248 6851



Backplane



Pin shroud
09 05 000 9912



Locking lever
09 03 000 9914



Female connector
for crimp contacts
09 05 048 3202




Application 3

Female connector
09 05 248 6851



Backplane




Pin shroud
09 05 000 9912



Locking lever
09 03 000 9914



Female connector
02 04 048 1101



Fixing brackets
Pos. 32 02 09 000 0017
Pos. 1 02 09 000 0018

DIN Power
up to 6 A