


Number of contacts

48



Interface connector I

Identification	Number of contacts	Part No.	Drawing	Dimensions in mm
----------------	--------------------	----------	---------	------------------

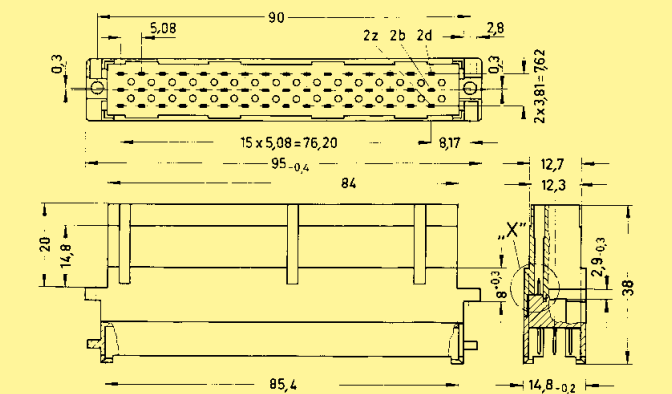
Interface connector I utilising female crimp contacts¹⁾

Order crimp contacts separately see page 03.31

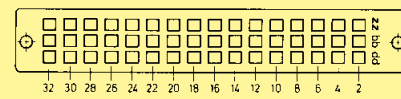
48

Performance level 1 acc. to IEC 60 603-2

09 06 048 2906¹⁾

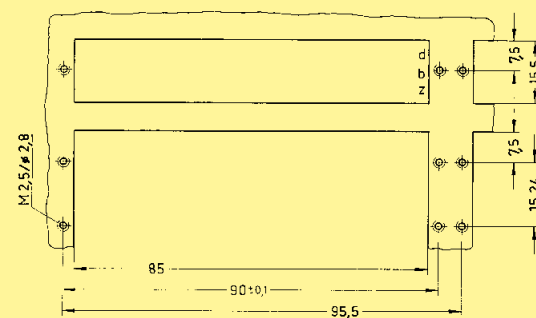


Contact arrangement View from termination side



Shell housing see chapter 20

Panel cut out

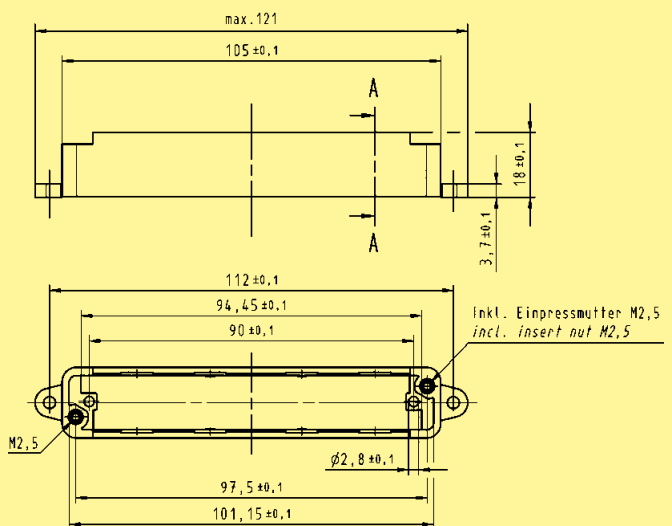


Shroud¹⁾

for screw-fixing of shell housing D20 plastic or D20 metallised .

The shroud is assembled onto the Interface connector I and is screwfixed onto the pcb or to the rack.

09 06 001 9964



DIN Power up to 6 A

¹⁾ With shroud coding, see also chapter 00
¹⁾ Railway classification NFF 16-101, Smoke index: F1, Flammability class: I2