


Number of contacts

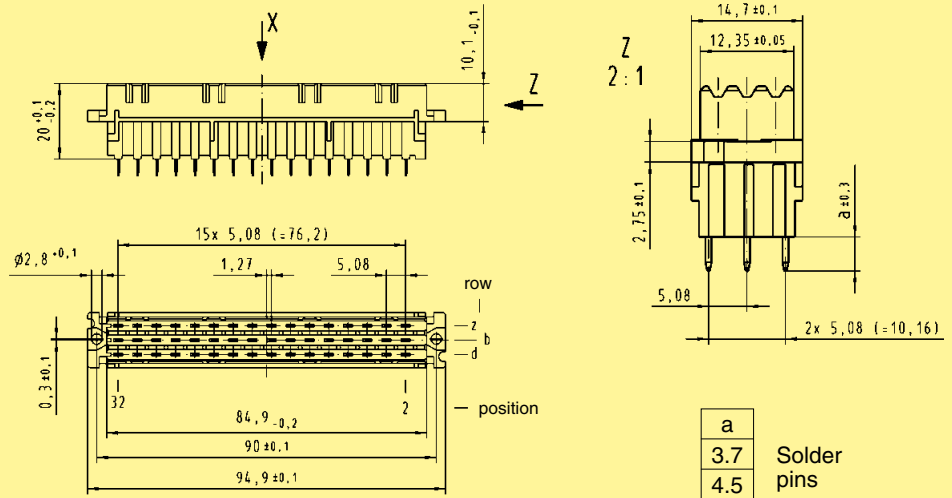
48, 32



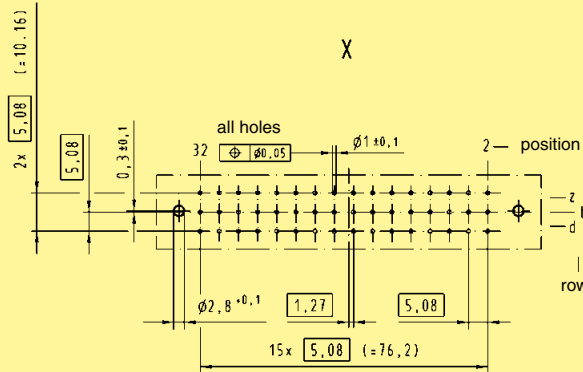
Female connectors

Identification	Number of contacts	Contact arrangement	Part No. Performance levels according to IEC 60 603-2. Explanation chapter 00		
			3	2	1
Female connector with solder pins 3.7 mm ¹⁾	48			09 06 248 6848	09 06 248 2848
	32			09 06 232 6848	09 06 232 2848
	32			09 06 232 6858	
Female connector with solder pins 4.5 mm ¹⁾	48		09 06 248 7835	09 06 248 6835 09 06 248 6835 222 ^{f)}	09 06 248 2835
	32			09 06 232 6835	09 06 232 2835
	32			09 06 232 6845	09 06 232 2845

Dimensions



Board drillings
Mounting side



Dimensions in mm

DIN Power up to 6 A

03
32

¹⁾ With shroud coding, see also chapter 00

^{f)} Railway classification NFF 16-101, Smoke index: F1, Flammability class: I2