


# Shell housing 2C, 3C



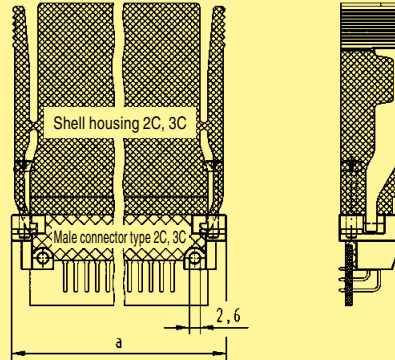
## Accessories

Identification                      Part No.                      Drawing                      Dimensions in mm

**Fixing brackets C**  
for angled male  
connectors  
on pcb  
without fixing possibility  
in 19" racks



left  
09 02 000 9926  
  
right  
09 02 000 9927

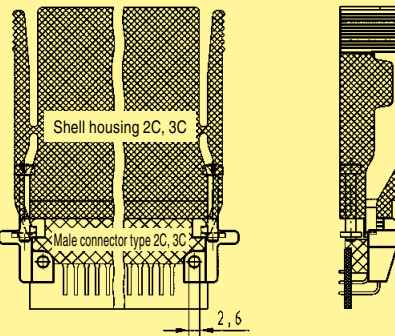


	a
2C	63.7
3C	48.4

**Fixing brackets C**  
for male connectors  
for 19" racks according  
to DIN EN 60297,  
part 3-101



left  
09 02 000 9919  
  
right  
09 02 000 9920

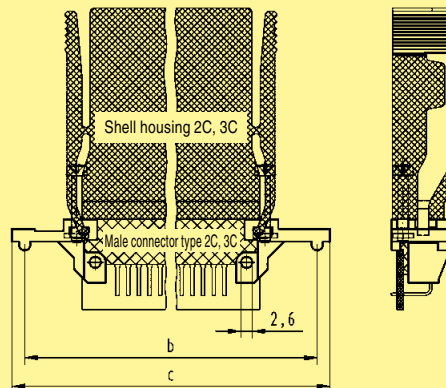


Multiple fixing

Single fixing



left  
09 02 000 9921  
  
right  
09 02 000 9922

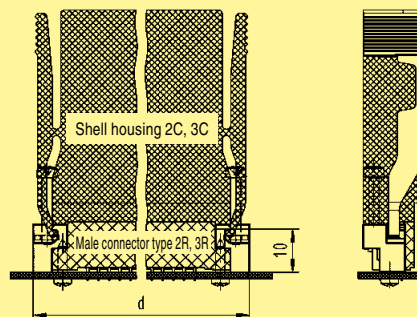


	b	c
2C	82.3	88.4
3C	67.1	73.2

**Fixing brackets R**  
for inverse male  
connectors  
on pcb's



R 1  
09 02 000 9953  
  
R 32  
09 02 000 9954



	d
2C	64.1
3C	48.9

**Screw**  
DIN ISO 7049  
M2.2 x 9.5

09 06 001 9974

Shell  
 housings

20  
09