

Insertion removal station



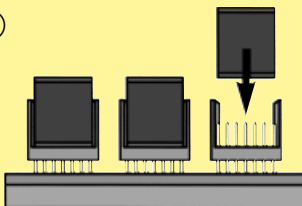
Power supply 220 V / 50 Hz
Air pressure 6 bar (15-16 l/min.)

Part No. **on request**
for pcb dimensions
of max.
710 mm x 540 mm

Bestseller **CPM prestige** with insertion removal station, adaptable to all HARTING press-in machines.

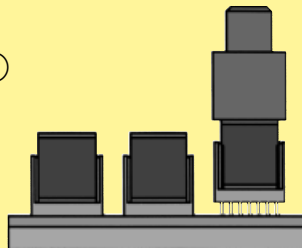
Principle:

①



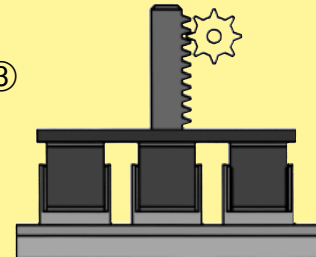
Load all headers with inserts for **one** press-in cycle

②



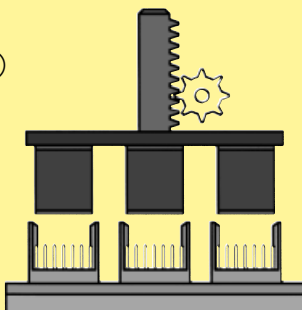
Press-in all connectors with a flat die

③



Position the magnetic plate


④




Remove all press-in inserts in one operation

Remove the processed pcb from the machine

⑤

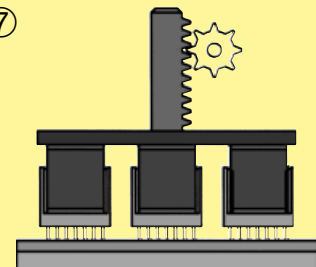


⑥



Move the next pre-assembled pcb to the press-in machine

⑦



Load all headers in one operation