


Number of contacts

# 20–68

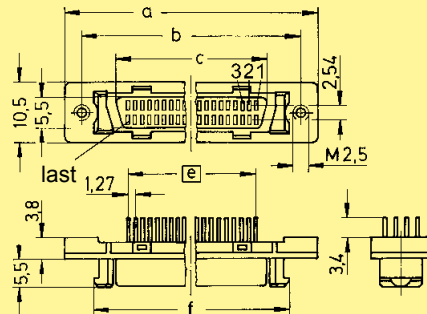


## Female connectors, straight

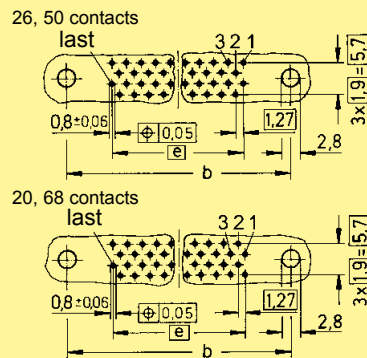
Identification	No. of contacts	Part No.
Female connectors with straight solder pins	20	60 01 020 5102
	26	60 01 026 5102
	50	60 01 050 5102
	68	60 01 068 5102

### Dimensions

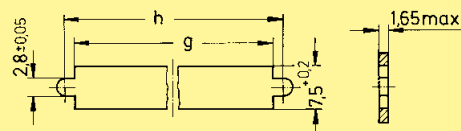
	a	b <sub>±0.1</sub>	c	e	f	g	h
20	33.40	27.43	15.60	9 x 1.27 = 11.43	23.24	23.70	27.45
26	37.21	31.24	19.41	12 x 1.27 = 15.24	27.05	27.50	31.25
50	52.45	46.48	34.65	24 x 1.27 = 30.48	42.29	42.80	46.50
68	63.88	57.91	46.08	33 x 1.27 = 41.91	53.72	54.20	57.90



### Board drillings



### Panel cut out



Dimensions in mm