


Number of contacts

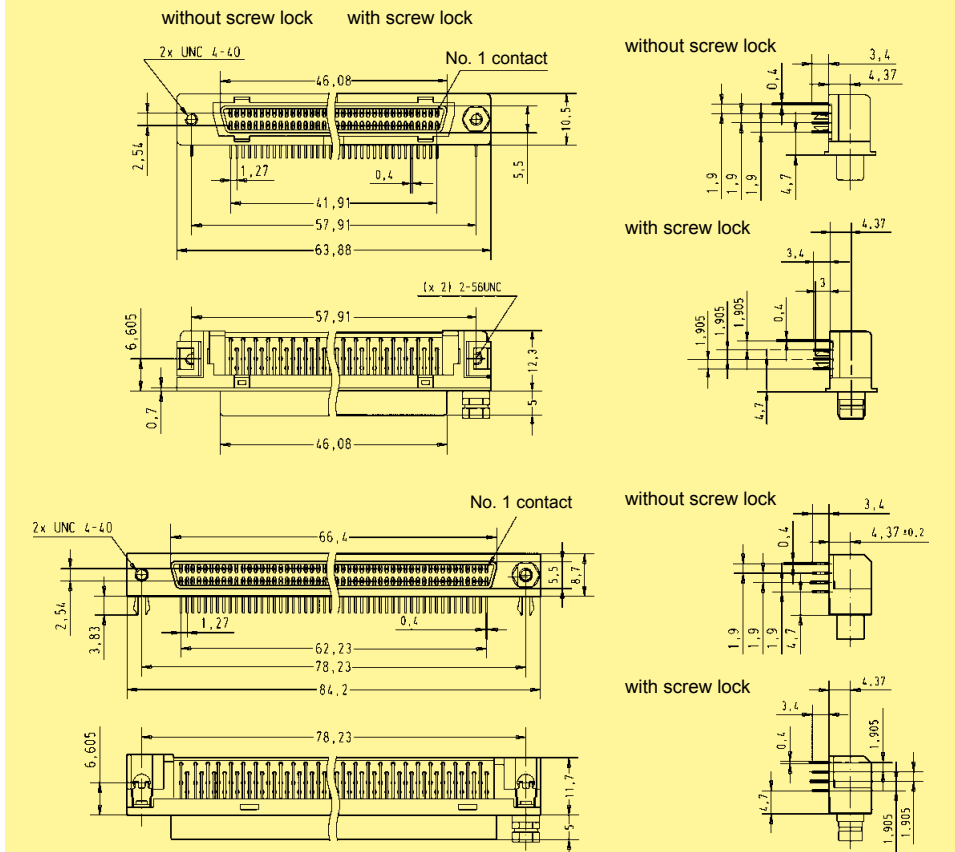
# 68-100



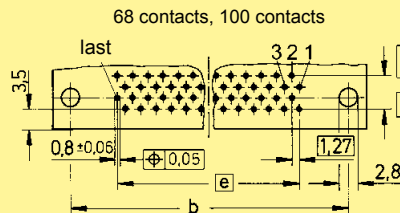
Female connectors, angled

Identification	No. of contacts	Part No.
Female connectors with angled solder pins	68	60 02 068 51 . . .
	100	60 02 100 51 . . .
With female screw lock	41	
Without female screw lock	50	

### Dimensions

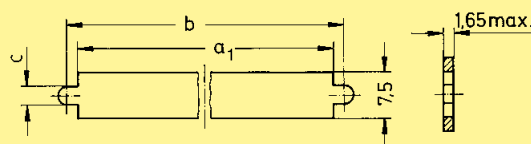


### Board drillings (Components side)



	a <sub>1</sub>	b	c	e
68	54.22	57.91	4.4	33 x 1.27 = 41.91
100	74.53	78.23	2.8	49 x 1.27 = 62.23

### Panel cut out



Dimensions in mm