


Number of contacts

20–100



Male connectors for IDC discrete wire, straight

Identification No. of contacts Part No.

Male connectors with insulation displacement termination

for discrete wire
AWG 28/30

Insulation diameter (mm)

Ø = 0.50–0.65	00
Ø = 0.50–0.75	05
Ø = 0.65–0.80	10
Ø = 0.75–0.90	15
Ø = 0.80–0.88	20

20	60 03 020 52 . . .
26	60 03 026 52 . . .
50	60 03 050 52 . . .
68	60 03 068 52 . . .
100	60 03 100 52 . . .

A manual for the *har-mik*® connector and cable assembly is available in our online catalogue *HARKIS*® or on demand at your local HARTING representative.



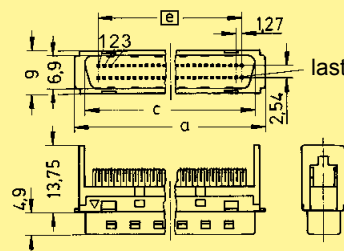
Available sizes

	Part No.	Ø	20	26	50	68	100
Male	60 03 . . . 5200	0.50–0.65	●	●	●		
	60 03 . . . 5205	0.50–0.75				●	
	60 03 . . . 5210	0.65–0.80	●		●		●
	60 03 . . . 5215	0.75–0.90				●	
	60 03 . . . 5220	0.80–0.88	●	●	●		

● = Available sizes

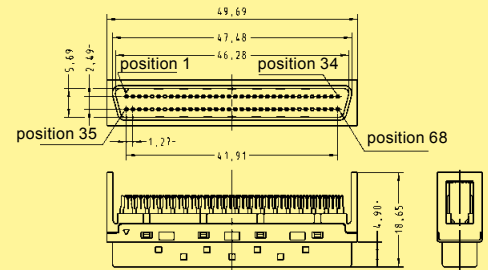
Dimensions

20 / 26 / 50 / 100 contacts



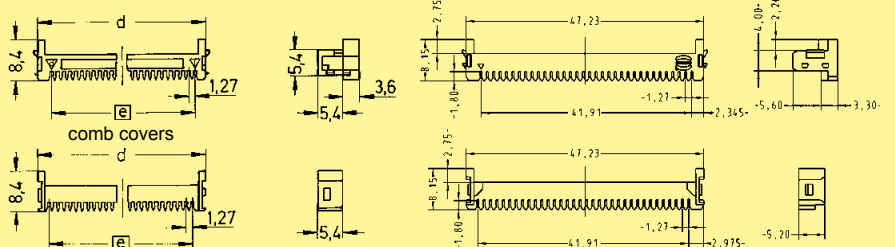
	a	c	d	e
20	21.25	17.00	16.75	11.43
26	25.06	20.81	20.56	15.24
50	40.30	36.05	35.80	30.48
100	72.05	67.80	67.55	62.23

68 contacts



Comb cover

(delivered with connectors)



Dimensions in mm