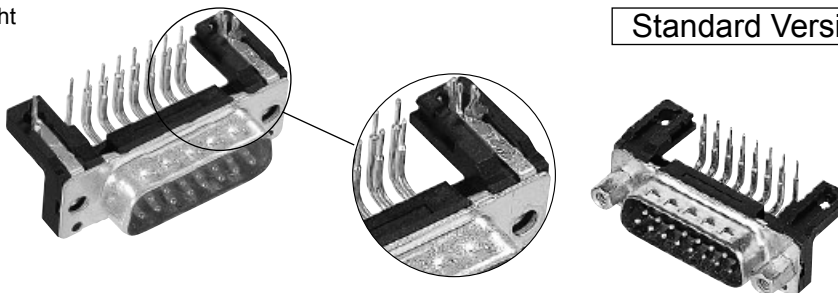
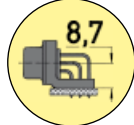
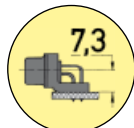


Number of contacts

Mounting height

Standard Versions

9-37
50



Turned solder pins, angled with/without snap-in-clips and grounding board locks

D-Sub - S

Identification	No. of contacts	Part No.	
Performance levels Explanations see page 02.02 Other performance levels on request		Performance level 3	Performance level 2
Male connector metal shell with dimples		2.84 mm pitch	2.84 mm pitch
With snap-in clips and grounding board locks	9	09 66 163 781	09 66 163 681
	15	09 66 263 781	09 66 263 681
	25	09 66 363 781	09 66 363 681
	37	09 66 463 781	09 66 463 681
	50	09 66 563 781	09 66 563 681
		2.54 mm pitch	2.54 mm pitch
available on request	9	09 66 162 781	09 66 162 681
	15	09 66 262 781	09 66 262 681
	25	09 66 362 781	09 66 362 681
	37	09 66 462 781	09 66 462 681
	50	09 66 562 781	09 66 562 681
Without snap-in clips and grounding board locks		2.84 mm pitch	2.84 mm pitch
	9	09 66 123 780	09 66 123 680
	15	09 66 223 780	09 66 223 680
	25	09 66 323 780	09 66 323 680
	37	09 66 423 780	09 66 423 680
	50	09 66 523 780	09 66 523 680
		2.54 mm pitch	2.54 mm pitch
available on request	9	09 66 122 780	09 66 122 680
	15	09 66 222 780	09 66 222 680
	25	09 66 322 780	09 66 322 680
	37	09 66 422 780	09 66 422 680
	50	09 66 522 780	09 66 522 680
Please insert digit for flange thread or fitted female screw locks			
M3 ▶ 1			
4-40 UNC ▶ 2			
fitted screw locks 4-40 UNC ▶ 3			