
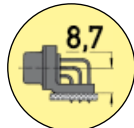
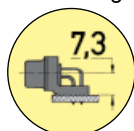


Number of contacts

Mounting height

9-37
50



Standard Versions

Stamped solder pins, angled with grounding board locks

D-Sub - S

Identification	No. of contacts	Part No.			
Performance levels Explanations see page 02.02 Other performance levels on request		Performance level 3		Performance level 2	
Male connector metal shell with dimples		2.84 mm pitch		2.84 mm pitch	
	9	09 65 163 781	1)	09 65 163 681	1)
	15	09 65 263 781	1)	09 65 263 681	1)
	25	09 65 363 781	1)	09 65 363 681	1)
	37	09 65 463 781	1)	09 65 463 681	1)
		2.54 mm pitch		2.54 mm pitch	
	9	09 65 162 781		09 65 162 681	
	15	09 65 262 781		09 65 262 681	
	25	09 65 362 781		09 65 362 681	
	37	09 65 462 781		09 65 462 681	
Female connector metal shell		2.84 mm pitch		2.84 mm pitch	
	9	09 66 153 761	1)	09 66 153 661	1)
	15	09 66 253 761	1)	09 66 253 661	1)
	25	09 66 353 761	1)	09 66 353 661	1)
	37	09 66 453 761	1)	09 66 453 661	1)
		2.54 mm pitch		2.54 mm pitch	
	9	09 66 152 761		09 66 152 661	
	15	09 66 252 761		09 66 252 661	
	25	09 66 352 761		09 66 352 661	
	37	09 66 452 761		09 66 452 661	
	50	09 66 552 761	1)	09 66 552 661	1)
Please insert digit for flange thread or fitted female screw locks					
Ø 3.1 mm hole ▶	0 ¹⁾				
M3 ▶	1				
4-40 UNC ▶	2				
fitted screw locks 4-40 UNC ▶	3				

¹⁾ Not normally kept in stock