
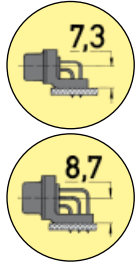


Number of contacts

Mounting height

Standard Versions

9-37
50



Stamped solder pins, angled with grounding board locks

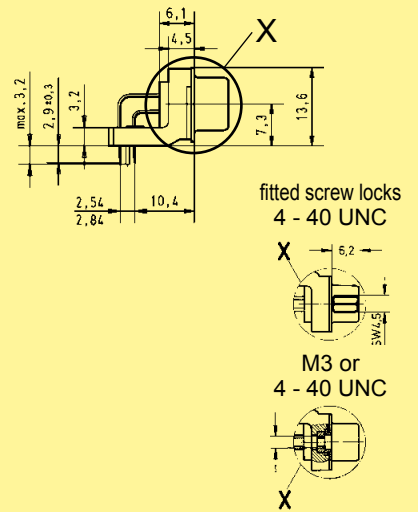
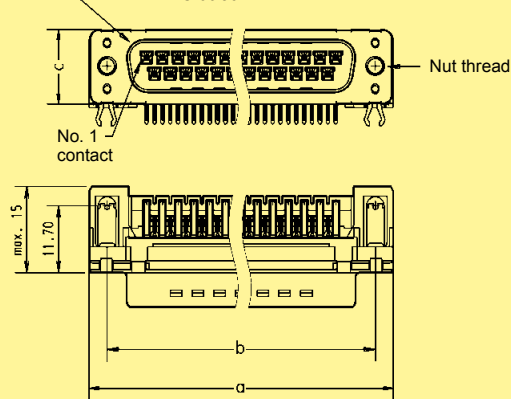
Identification

Drawing

Dimensions in mm

Male connector

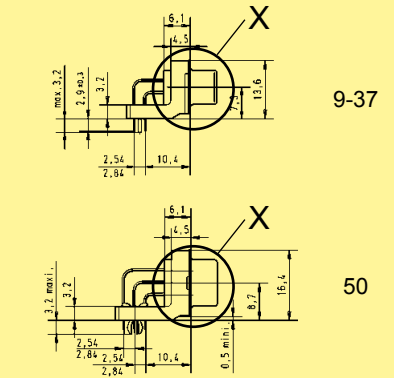
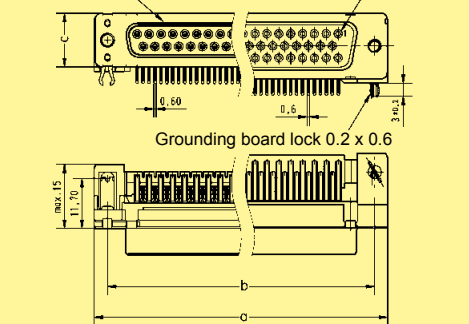
Mating face acc. to: DIN 41 652 · CECC 75 301-802
IEC 60 807



Female connector

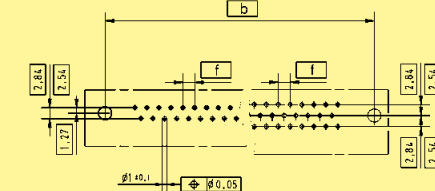
9-37 50

Mating face acc. to: DIN 41 652 · CECC 75 301-802
IEC 60 807



Board drillings

9-37 50



	a	b±0.1	c	f
9	30.90	25.00	12.50	2.74
15	39.20	33.30	12.50	2.74
25	53.10	47.00	12.50	2.76
37	69.40	63.50	12.50	2.76
50	67.00	61.10	15.40	2.76