
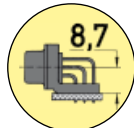
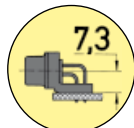


Number of contacts

Mounting height

Standard Versions

9-37  
50



Stamped solder pins, angled without grounding board locks

D-Sub - S

Identification	No. of contacts	Part No.			
<b>Performance levels</b> Explanations see page 02.02 Other performance levels on request		Performance level 3		Performance level 2	
<b>Male connector</b> metal shell with dimples		2.84 mm pitch		2.84 mm pitch	
	9	09 65 123 780	1)	09 65 123 680	1)
	15	09 65 223 780	1)	09 65 223 680	1)
	25	09 65 323 780	1)	09 65 323 680	1)
	37	09 65 423 780	1)	09 65 423 680	1)
		2.54 mm pitch		2.54 mm pitch	
	9	09 65 122 780		09 65 122 680	
	15	09 65 222 780		09 65 222 680	
	25	09 65 322 780		09 65 322 680	
	37	09 65 422 780		09 65 422 680	
<b>Female connector</b> metal shell		2.84 mm pitch		2.84 mm pitch	
	9	09 66 113 760	1)	09 66 113 660	1)
	15	09 66 213 760	1)	09 66 213 660	1)
	25	09 66 313 760	1)	09 66 313 660	1)
	37	09 66 413 760	1)	09 66 413 660	1)
		2.54 mm pitch		2.54 mm pitch	
	9	09 66 112 760		09 66 112 660	
	15	09 66 212 760		09 66 212 660	
	25	09 66 312 760		09 66 312 660	
	37	09 66 412 760		09 66 412 660	
	50	09 66 512 760	1)	09 66 512 660	1)
Please insert digit for flange thread or fitted female screw locks					
Ø 3.1 mm hole ▶	0 <sup>1)</sup>				
M3 ▶	1				
4-40 UNC ▶	2				
fitted screw locks 4-40 UNC ▶	3				

<sup>1)</sup> Not normally kept in stock