
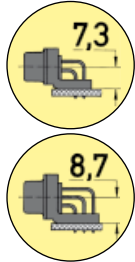


Number of contacts

Mounting height

Standard Versions

9-37  
50



Stamped solder pins, angled without grounding board locks

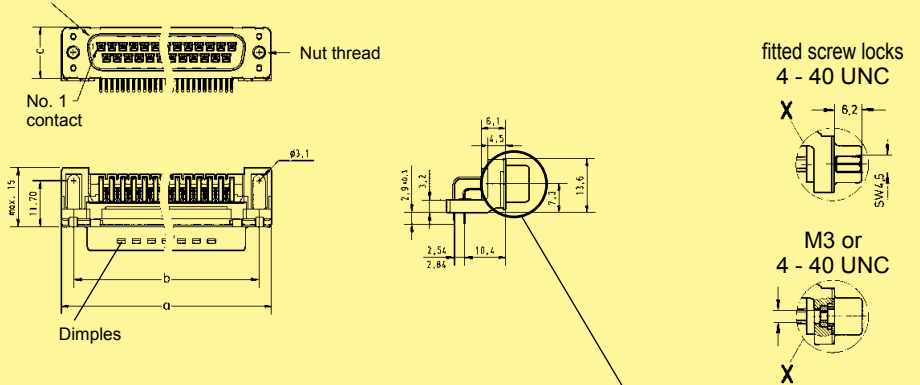
Identification

Drawing

Dimensions in mm

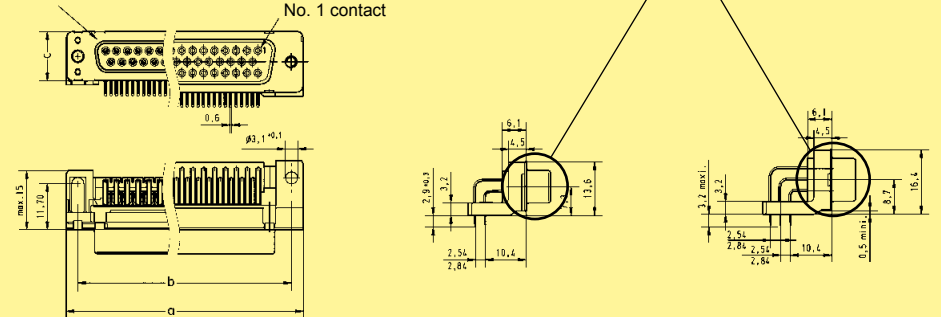
Male connector

Mating face acc. to: DIN 41 652 · CECC 75 301-802 · IEC 60 807

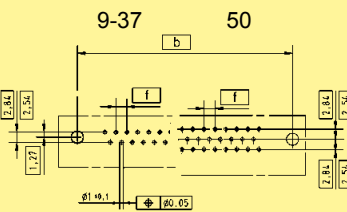


Female connector

9-37 50  
Mating face acc. to: DIN 41 652 · CECC 75 301-802 · IEC 60 807



Board drillings



	a	b $\pm$ 0.1	c	f
9	30.90	25.00	12.50	2.74
15	39.20	33.30	12.50	2.74
25	53.10	47.00	12.50	2.76
37	69.40	63.50	12.50	2.76
50	67.00	61.10	15.40	2.76

D-Sub - S