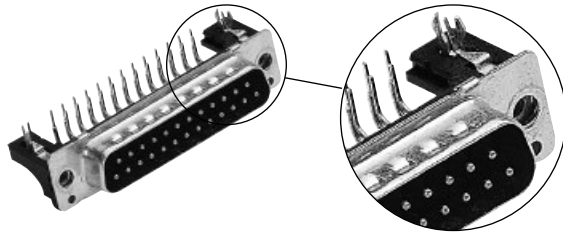
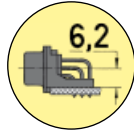
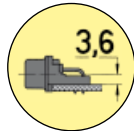


Number of contacts

Mounting height

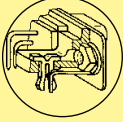
Low-Profile Versions

9-37  
50



Turned solder pins, angled with snap-in-clips and grounding board locks

D-Sub - S

Identification	No. of contacts	Part No.		
<p><b>Performance levels</b>                      Explanations see page 02.02                      Other performance levels on request</p>		<p>Performance level 3</p>		<p>Performance level 2</p>
<p><b>Male connector</b>                      metal shell with dimples</p>  <p><b>available on request</b></p>		<p>2.54 mm pitch</p>		<p>2.54 mm pitch</p>
<p>Please insert digit for flange thread or fitted female screw locks</p> <p>M3 ▶ 5                      4-40 UNC ▶ 6                      fitted screw locks 4-40 UNC ▶ 7</p>				