
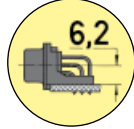
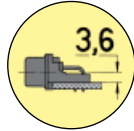


Number of contacts

Mounting height

9–37
50



Low-Profile Versions

Stamped solder pins, angled with grounding board locks

D-Sub - S

Identification	No. of contacts	Part No.	
Performance levels Explanations see page 02.02 Other contact surfaces on request		Performance level 3	Performance level 2
Male connector metal shell with dimples	9 15 25 37	09 65 162 781 . 09 65 262 781 . 09 65 362 781 . 09 65 462 781 .	09 65 162 681 . 09 65 262 681 . 09 65 362 681 . 09 65 462 681 .
Female connector metal shell	9 15 25 37 50	09 66 152 761 . 09 66 252 761 . 09 66 352 761 . 09 66 452 761 . 09 66 552 761 . ¹⁾	09 66 152 661 . 09 66 252 661 . 09 66 352 661 . 09 66 452 661 . 09 66 552 661 . ¹⁾
Please insert digit for flange thread or fitted female screw locks			
M3 ▶ 5 4-40 UNC ▶ 6 fitted screw locks 4-40 UNC ▶ 7			

¹⁾ Not normally kept in stock