
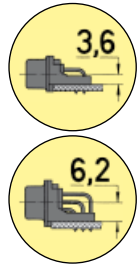


Number of contacts

Mounting height

9–37
50



Low-Profile Versions

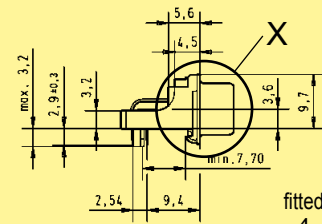
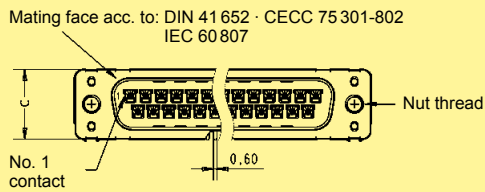
Stamped solder pins, angled with grounding board locks

Identification

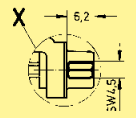
Drawing

Dimensions in mm

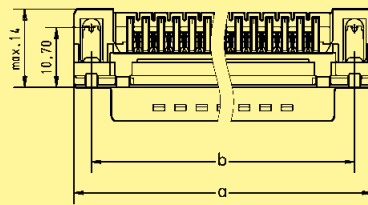
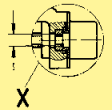
Male connector



fitted screw locks
4 - 40 UNC

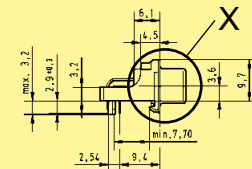
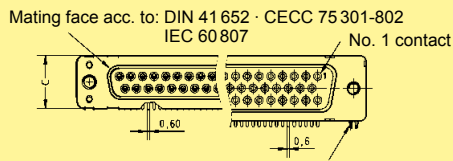


M3 or
4 - 40 UNC

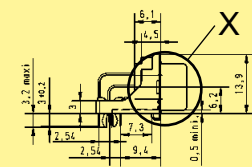
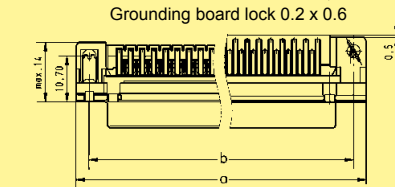


9-37 50

Female connector

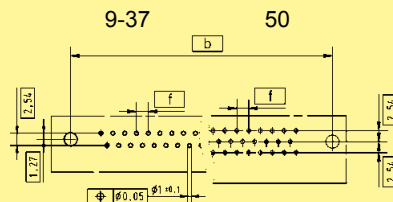


9-37



50

Board drillings



	a	b \pm 0.1	c	f
9	30.90	25.00	12.50	2.74
15	39.20	33.30	12.50	2.74
25	53.10	47.00	12.50	2.76
37	69.40	63.50	12.50	2.76
50	67.00	61.10	15.40	2.76