
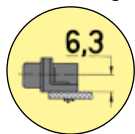


Number of contacts

9-37

Mounting height



Stamped solder pins, angled with snap-in-clips and grounding board locks

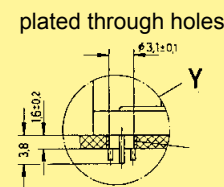
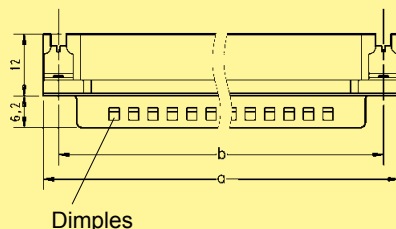
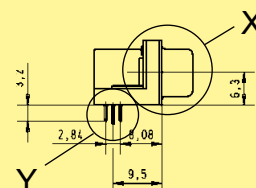
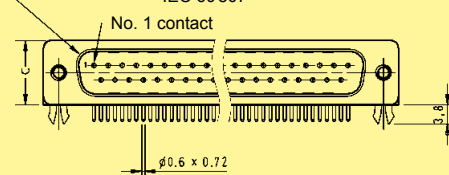
Identification

Drawing

Dimensions in mm

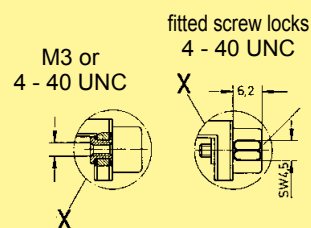
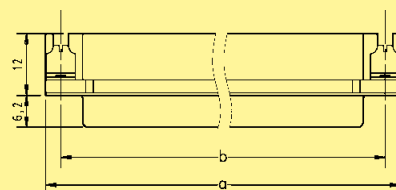
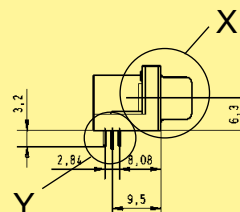
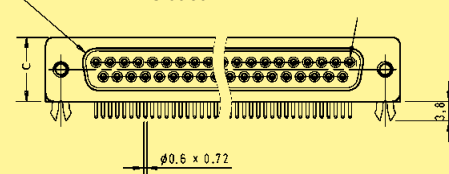
Male connector

Mating face acc. to: DIN 41 652 · CECC 75 301-802
IEC 60 807

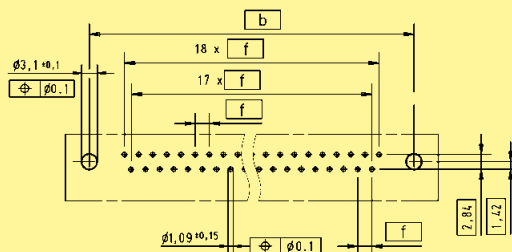


Female connector

Mating face acc. to: DIN 41 652 · CECC 75 301-802
IEC 60 807



Board drillings



	a	b \pm 0.1	c	f
9	30.90	25.00	12.55	2.77
15	39.20	33.30	12.55	2.77
25	53.10	47.00	12.55	2.77
37	69.40	63.50	12.55	2.77