

Number of contacts

9-50



Solder buckets

Identification

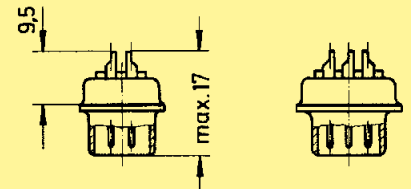
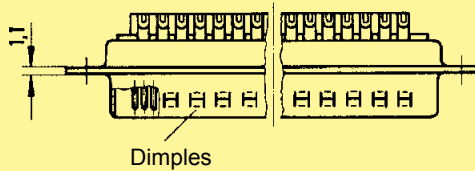
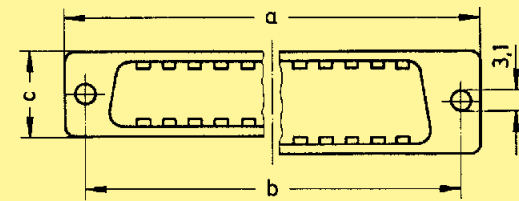
Drawing

Dimensions in mm

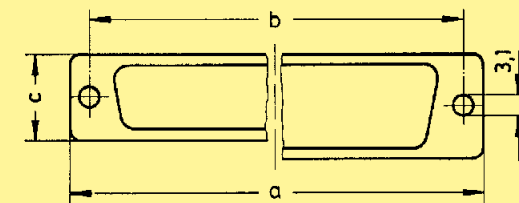
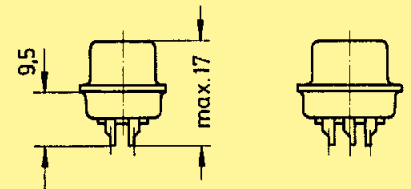
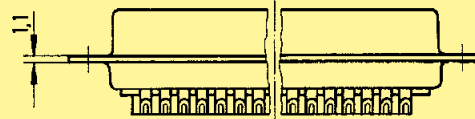
Male connector

9-37

50



Female connector



9-37

50

	a	b _{±0.1}	c
9	30.9	25.0	12.5
15	39.2	33.3	12.5
25	53.1	47.0	12.5
37	69.4	63.5	12.5
50	67.0	61.1	15.4

Panel cut out
for front/rear mount

Values are taken from the
CECC 75 301-802

see page 02.22