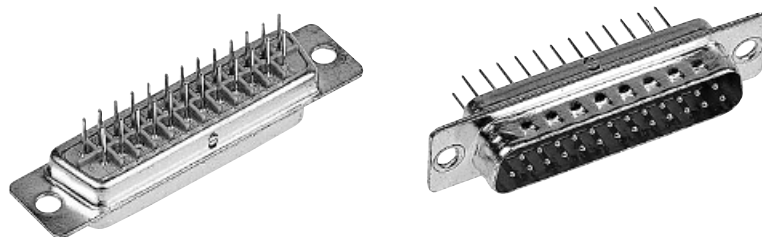


Number of contacts

9-50

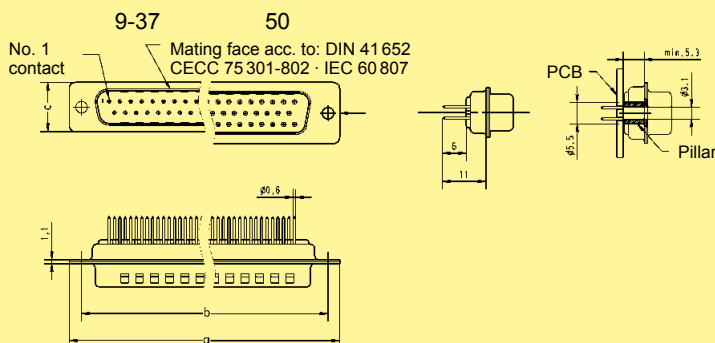


Turned solder pins, straight

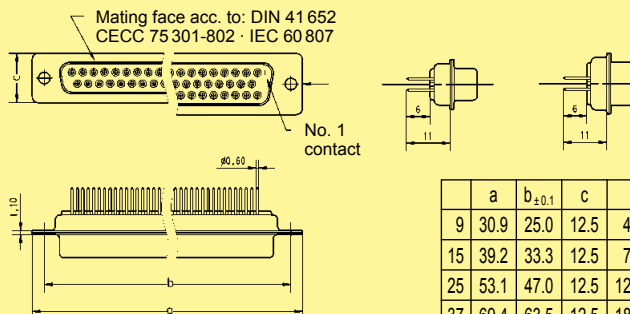
D-Sub - S

Identification	No. of contacts	Part No.	
Performance levels Explanations see page 02.02 Other performance levels on request		Performance level 3	Performance level 2
Male connector metal shell with dimples	9 15 25 37 50	09 67 009 5654 09 67 015 5654 09 67 025 5654 09 67 037 5654 09 67 050 5654 ¹⁾	09 67 009 5655 09 67 015 5655 09 67 025 5655 09 67 037 5655 09 67 050 5655 ¹⁾
Female connector metal shell	9 15 25 37 50	09 67 009 4754 09 67 015 4754 09 67 025 4754 09 67 037 4754 09 67 050 4754 ¹⁾	09 67 009 4755 09 67 015 4755 09 67 025 4755 09 67 037 4755 09 67 050 4755 ¹⁾

Male connector

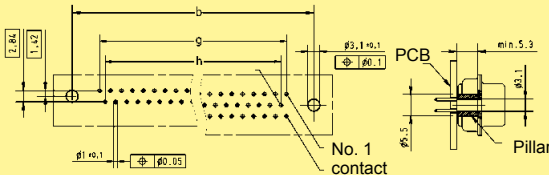


Female connector



	a	b _{±0.1}	c	g	h
9	30.9	25.0	12.5	4 x $\boxed{2.74} = \boxed{10.96}$	3 x $\boxed{2.74} = \boxed{8.22}$
15	39.2	33.3	12.5	7 x $\boxed{2.74} = \boxed{19.18}$	6 x $\boxed{2.74} = \boxed{16.44}$
25	53.1	47.0	12.5	12 x $\boxed{2.76} = \boxed{33.12}$	11 x $\boxed{2.76} = \boxed{30.36}$
37	69.4	63.5	12.5	18 x $\boxed{2.76} = \boxed{49.68}$	17 x $\boxed{2.76} = \boxed{46.92}$
50	67.0	61.1	15.4	16 x $\boxed{2.76} = \boxed{44.16}$	15 x $\boxed{2.76} = \boxed{41.40}$

Board drillings



Dimensions in mm

¹⁾ Not normally kept in stock

Mating conditions see page 02.02