


Number of contacts

# 15-78



High density with stamped solder pins, angled with grounding board locks

Identification

Drawing

Dimensions in mm

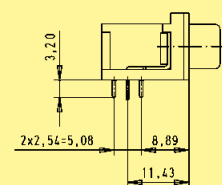
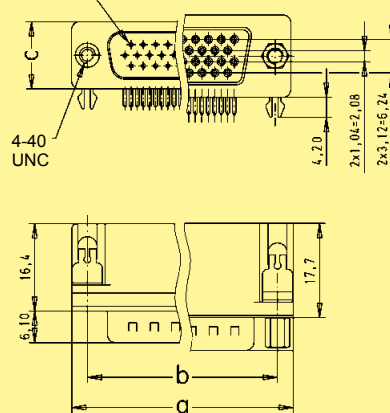
Male connector

15-62 78

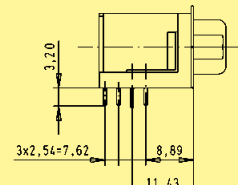
15-62

78

No. 1 contact



4-40 UNC



fitted screw locks  
4-40 UNC

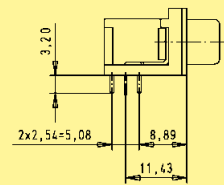
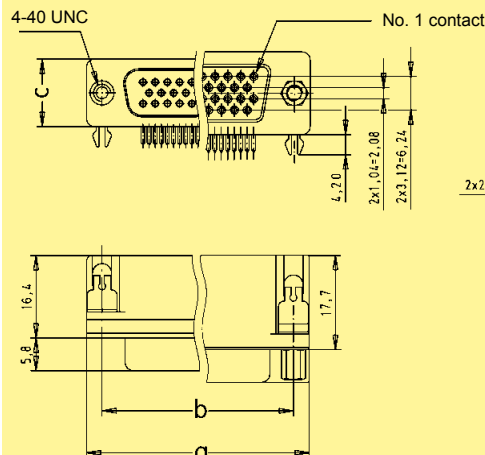
	a	b <sub>±0.1</sub>	c
15	30.81	24.99	12.55
26	39.20	33.30	12.55
44	53.05	47.04	12.55
62	69.40	63.50	12.55
78	67.00	61.00	15.37

Female connector

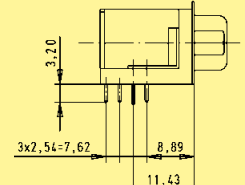
15-62 78

15-62

78



4-40 UNC



fitted screw locks  
4-40 UNC