


Number of contacts

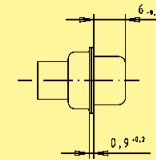
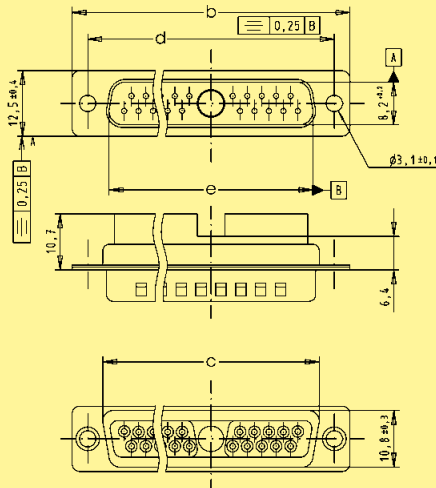
11-21



Mixed shells for signal crimp contacts

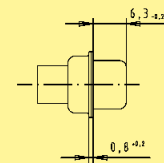
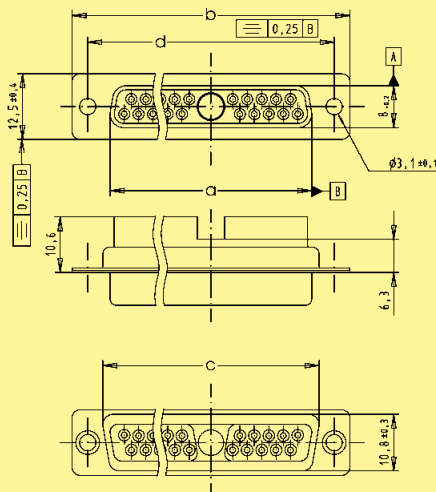
Identification	No. of contacts ¹⁾	Part No.	
		male connectors	female connectors
	11W1	09 69 212 0111	09 69 202 0111
	21W1	09 69 312 0211	09 69 302 0211

Male connectors



	a	b	c	d	e
11W1	24.7	39.1	27.5	33.30	25.2
21W1	38.5	53.0	41.3	47.04	38.9

Female connectors



Dimensions in mm

¹⁾ Explanations see page 04.03
 Order special contacts separately. See pages 04.21 ff
 Board drillings see pages 04.30 ff