


D-Sub – Filter subminiature D connectors, 2.54 mm pitch

Page

General information  **05.02**

Ferrite-filter

Technical characteristics **05.03**

Connectors with solder pins, straight  **05.04**

Connectors with solder pins, right angled (US footprint 2.84 mm)  **05.05**


Connectors with solder buckets  **05.06**


C-filter

Technical characteristics **05.07**

Attenuation characteristics for standard capacitance values **05.08**

Filter adapters  **05.09**

Connectors with turned solder pins, straight  **05.10**

Connectors with turned solder pins, right angled (European footprint 2.54 mm)  **05.16**

Connectors with solder buckets  **05.28**

Panel cut outs / panel mountings **05.32**

Customized solutions

General information **05.33**

HARTING customer request form  **05.36**