


Number of contacts

9-25



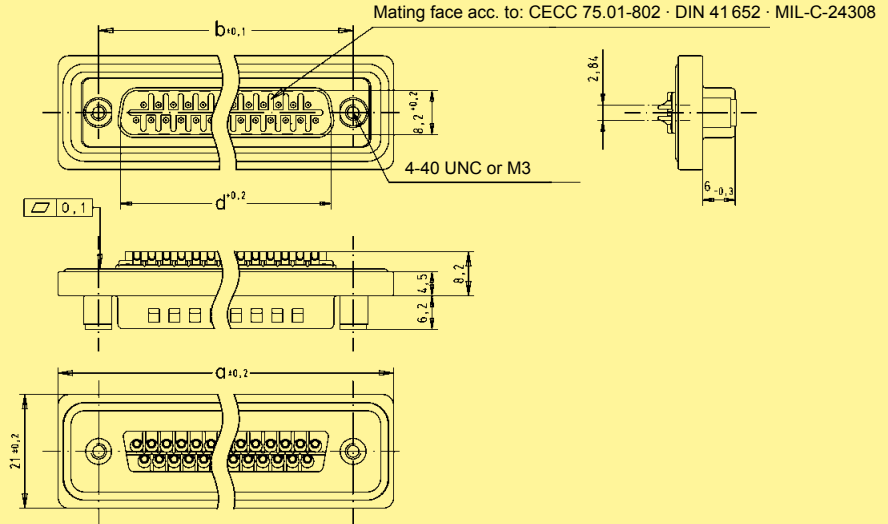
IP 67, turned solder cups, with front plastic mounting plate

Identification

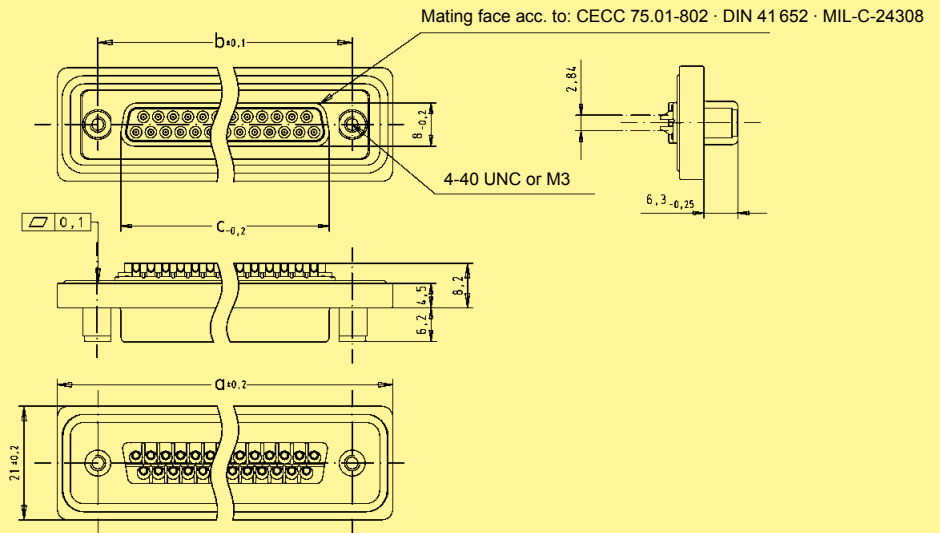
Drawing

Dimensions in mm

Male connector
9 – 25 contacts



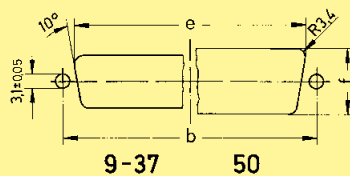
Female connector
9 – 25 contacts



	a	b	c	d
9	40.0	25.00	16.4	16.9
15	48.3	33.30	24.7	25.2
25	62.0	47.04	38.5	38.9

Panel cut out
for front/rear mount

Values are taken from the
CECC 75 301-802



Front mount

	$b_{\pm 0.13}$	$e_{\pm 0.2}$	$f_{\pm 0.2}$
9	25.0	22.2	12.3
15	33.3	30.5	12.3
25	47.0	44.3	12.3

Rear mount

	$b_{\pm 0.13}$	$e_{\pm 0.2}$	$f_{\pm 0.2}$
9	25.0	20.5	11.4
15	33.3	28.8	11.4
25	47.0	42.5	11.4