


Number of contacts

64



Female connectors for insulation displacement

Identification	No. of contacts	Part No.	Drawing	Dimensions in mm
----------------	-----------------	----------	---------	------------------

Female connector for insulation displacement

Type B

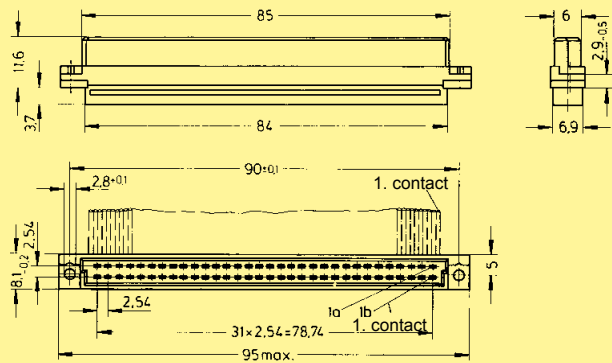
64

performance level 2

09 02 264 6828

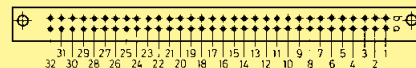
performance level 3

09 02 264 7828



Lead number 1 of flat cable on contact 1 b

Contact arrangement View from termination side



Type C

64

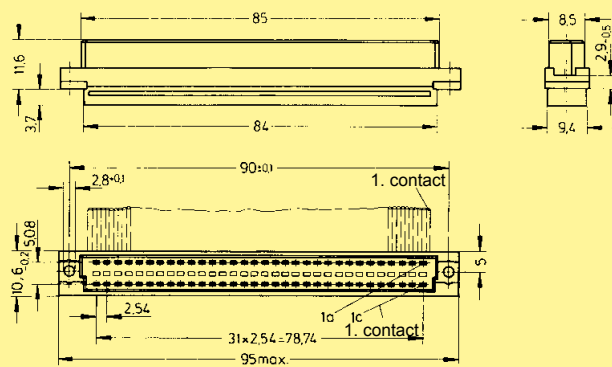
performance level 2

09 03 264 6828

09 03 764 6828<sup>c)</sup>

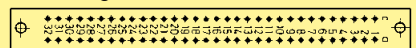
performance level 3

09 03 264 7828



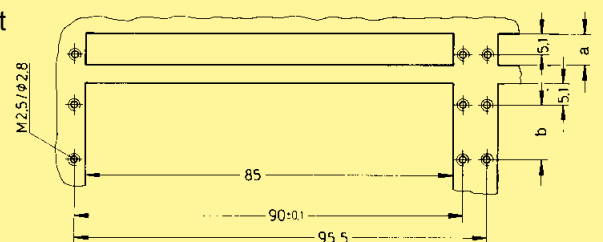
Lead number 1 of flat cable on contact 1 c

Contact arrangement View from termination side



Mateable with 3-row male connector Type C.  
No female contact in middle row.

Panel cut out



	a	b
Type B	8.3	10.16
Type C	10.8	12.7

Strain relief for types B and C

09 03 000 9940

SEK