



Number of contacts

# 9-50



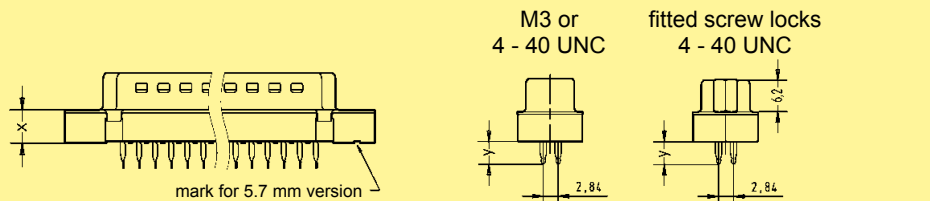
Press-in, straight without grounding press-in board locks

Identification

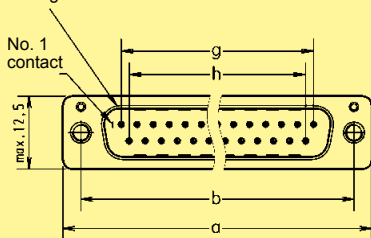
Drawing

Dimensions in mm

**Male connector**  
9 – 25 contacts

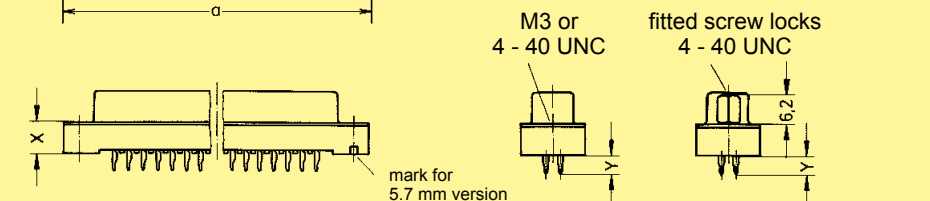


Mating face acc. to: DIN 41 652 · CECC 75 301-802 · IEC 60 807

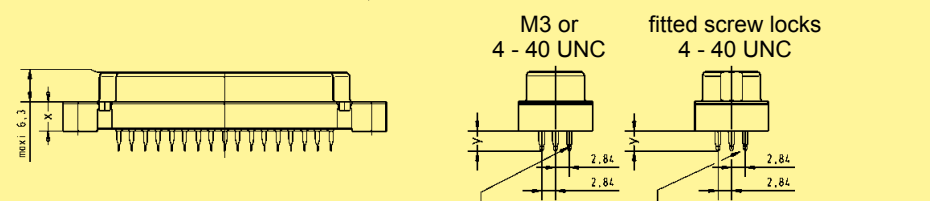


X	Y
6.0 ± 0.2	4.20 ± 0.2
5.7 ± 0.2	4.35 ± 0.2

**Female connector**  
9 – 37 contacts

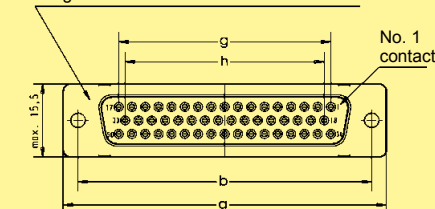


**Female connector**  
50 contacts



Press-in pins from position 34 to 50 are reversed 180 degrees

Mating face acc. to: DIN 41 652 · CECC 75 301-802 · IEC 60 807



	a	b	g	h
9	31.00	24.90	4 x [2.74] = 10.96	3 x [2.74] = 8.22
15	39.30	33.20	7 x [2.74] = 19.18	6 x [2.74] = 16.44
25	53.10	47.00	12 x [2.76] = 33.12	11 x [2.76] = 30.36
37	69.65	63.55	18 x [2.76] = 49.68	17 x [2.76] = 46.92
50	67.00	61.10	16 x [2.76] = 44.16	15 x [2.76] = 41.40

Board drillings

