
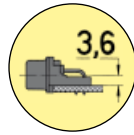


Low-Profile Versions

Number of contacts

9-37

Mounting height



SMC stamped solder pins, angled with grounding board locks

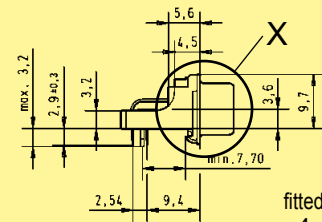
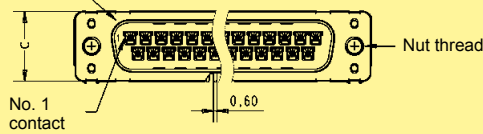
Identification

Drawing

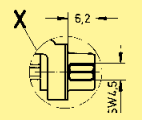
Dimensions in mm

Male connector

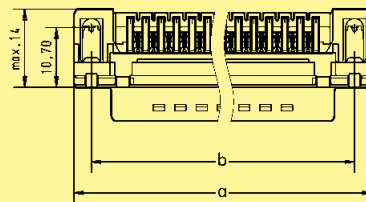
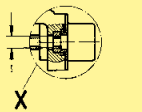
Mating face acc. to: DIN 41 652 · CECC 75 301-802
IEC 60 807



fitted screw locks
4 - 40 UNC

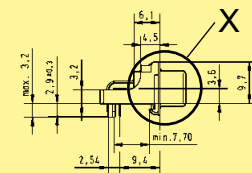
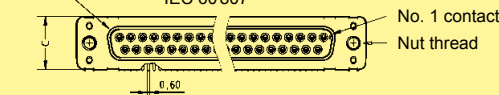


M3 or
4 - 40 UNC

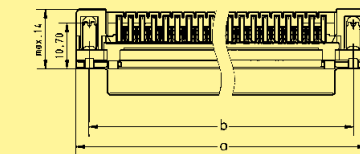


Female connector

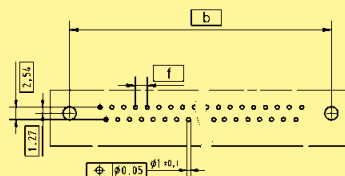
Mating face acc. to: DIN 41 652 · CECC 75 301-802
IEC 60 807



Grounding board lock 0.2 x 0.6



Board drillings



	a	b±0.1	c	f
9	30.90	25.00	12.50	2.74
15	39.20	33.30	12.50	2.74
25	53.10	47.00	12.50	2.76
37	69.40	63.50	12.50	2.76